

Satin Floss Embroidery Project: Daisies

Center Daisy



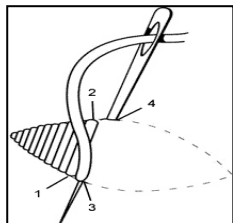
Materials Required:

DMC 28-count Linen, Color No. 712

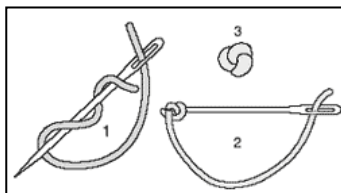
- 1 = 307 DMC Embroidery Floss (Art. 117): 1 skein
- 2 = S3820 DMC Satin Floss (Art. 1008F): 2 skein
- 3 = 741 DMC Embroidery Floss (Art. 117): 1 skein
- 4 = 606 DMC Embroidery Floss (Art. 117): 1 skein
- 5 = 472 DMC Embroidery Floss (Art. 117): 1 skein
- 6 = 367 DMC Embroidery Floss (Art. 117): 1 skein

Embroidery Directions:

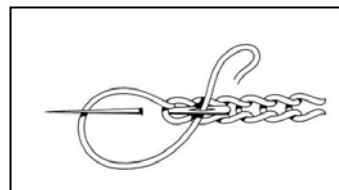
Use two stands of DMC Satin Floss or cotton Embroidery Floss for all stitches. Trace design onto fabric, then stitch over lines. Use any of the recommended embroidery stitches shown.




Satin Stitch



French Knots



Chain Stitch



Outer Daisies